



MATERIALS

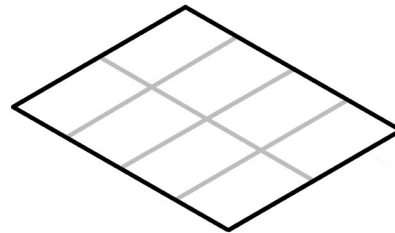
- White or colored paper
- Pencil and eraser
- Scissors
- Markers/colored pencils



LEGENDS AND TALES: Make Your own Zine

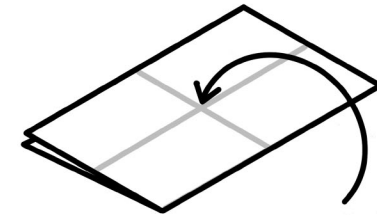
A **zine** is a homemade publication that can be as simple or as complicated as you want. Create and illustrate your own zine using the symbols of *Halloween* or *Day of the Dead*. See video for further instruction.

1



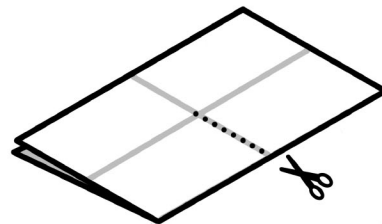
Fold the paper in $1/2$, lengthwise. Then in $1/4$'s, and then one more time into $1/8$'s.

2



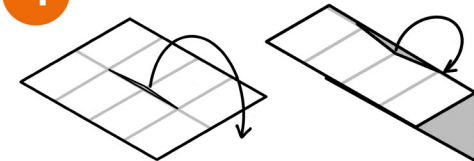
Open your paper so that it is folded in $1/2$, widthwise.

3



Cut halfway across the middle from the fold. There will be a slit when you open it.

4



Fold your paper lengthwise (along the crease that has the slit).

continued on next page...

