

Monterey Museum of Art

FREE FAMILY FUN DAY



MATERIALS


- Orange paper
- Scissors
- Black marker or pen
- Ruler or popsicle stick



SMIRKING PUMPKIN: Halloween Origami

Origami is a form of paper sculpture art. Learn the art of paper folding and create your own pumpkin patch. *See video for further instruction.*

1




Take a square sheet of paper and fold it along the diagonals and unfold.

2




Fold the paper in half (left to right) and unfold

3




Fold the paper in half (top to bottom).


4



Grasp the top corners of the model and push them together. Continue until the model is collapsed into a square shape.



5



Bring the flap that is in front towards the right.

continued on next page...

